

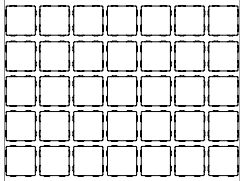


NEW

Valet

DESCRIPTION: paver TEXTURE: Basalt

PALLET OVERVIEW



NOTES

See page 48 to page 51 for more technical information.

When used in a permeable pavement application, see page 85 to 91 for more technical information.

Specifications per pallet	Imperial	Metric
Cubing	92.31 ft ²	8.58 m ²
Weight	2 577 lbs	1 169 kg
Number of rows	9	
Coverage per row	10.26 ft ²	0.95 m ²
Linear coverage per row	18.95 lin. ft	5.78 lin. m



A



Unit dimensions	in	mm	Units/pallet
Height	2 ³ / ₈	60	315 units
Depth	6 ¹ / ₂	165	
Length	6 ¹ / ₂	165	

sandlewood




shale grey




mojave beige



champlain grey



onyx black



chestnut brown

